


## Turning on the machine



Press the button on top of the machine



Machine is heating




Once ready, you can make yourself a coffee!


## Filling up the bean container



« Fill bean container » is displayed in red letters on the screen



Open the container on top of the machine using the appropriated key



Pour Javry coffee beans before closing up the container


## Filling up the water tank



« Fill water tank » is displayed



Open the lid before removing the water tank by pulling it vertically

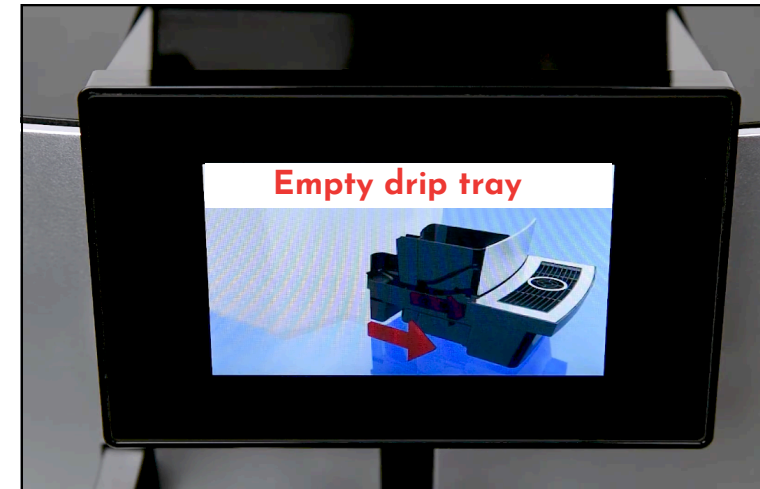


Fill it up with fresh water




Place the water tank by sliding it vertically

## Empty the coffee grounds container and dip tray



"Empty drip tray" is displayed




Slide up the flow nozzle




Pull the container that is under the flow nozzle



Empty the coffee grounds container in the trash bin



Empty the drip tray in a sink



Reassemble the 3 parts (drip tray, coffee grounds container, cups support)



Place the container back into the machine softly



All done! You deserves a good coffee now ;)