

# Jura X10

## Descaling



### Duration :

- 45 minutes in total
- 5 minutes in front of the machine

**Explanations :** p.24 of the manual

### Equipment required:


3x Jura or Solute descaling tablets

①




If there is a filter in the water tank, remove it

②




"Clean" is displayed in red on the cockpit screen

③




Press the red square

④



Approximate duration and advices appear. Press "Start"

⑤




"Empty drip tray" appears

⑥



Open the coffee grounds container

⑦



Empty the drip tray and coffee grounds container

⑧




Replace the coffee grounds container

⑨



"Add cleaning tablet" is displayed

⑩



Open the cover above the tank

⑪



Remove and empty the water tank

⑫




Pour 500ml of water in a container

⑬



Drop 3 tablets in it

⑭



Wait till the tablets are fully dissolved

⑮




Pour the solution into the empty water tank and insert it back into the tank

⑯




Place container under the outflow nozzles

17



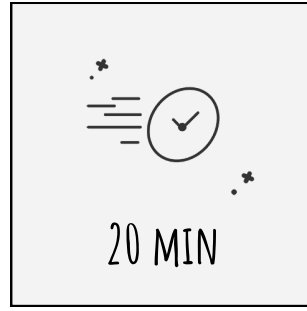
Press "next"

18



Descaling will automatically start

19



Wait 20min while the machine is being descaled

20



"Empty drip tray" appears: repeat steps 6 to 8

21



Empty and replace the containers under the nozzles

22



23



Remove the water tank and rinse it **thoroughly**

24




Fill the tank with fresh, cold water and reinsert it

25




Press "next"

26



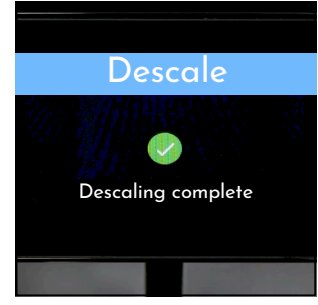
Second part of the descaling will start automatically

27



"Empty drip tray" appears: repeat steps 6 to 8

28



Descaling is successfully completed

29



If your machine had a filter, replace it

30



**Well done!** You've earned a good cup of coffee ;)